

Tennessee FFA Association

Agriscience Fair Program Handbook

2017-2021



Table of Contents

PHILOSOPHY.....	5
INTRODUCTION.....	6
Program Purpose.....	6
Selecting a Topic and Developing a Project.....	6
Category Descriptions.....	6
UNDERSTANDING THE AWARD PROGRAM.....	10
Eligibility of Participants.....	10
Membership.....	10
Divisions.....	11
Rules.....	12
Project Rules.....	12
General.....	12
Human Vertebrate.....	12
Non-Human Vertebrate.....	13
Extension of Agriscience Fair Projects.....	14
Multiple Research Projects From a Chapter.....	15
Disqualification.....	15
Plagiarism.....	16
Ethics Statement.....	16
Recognition.....	17
PROJECT COMPONENTS.....	18
Log Book.....	18
Written Report.....	18
Format of Report.....	22
Display.....	22
Display Requirements.....	22
Display Safety Rules.....	23
Interview.....	23

Interview Schedule Conflicts.....	23
Official Dress.....	24
SCORESHEETS AND RUBRICS.....	25
Prequalifying Scoresheet: Divisions 1-2 (Grades 7-8).....	26
Prequalifying Rubric: Divisions 1-2 (Grades 7-8).....	28
Prequalifying Scoresheet: Divisions 3-6 (Grades 9-12).....	31
Prequalifying Rubric: Divisions 3-6 (Grades 9-12).....	33
Convention Scoresheet: Divisions 1-6 (Grades 7-12).....	35
Convention Rubric: Divisions 1-6 (Grades 7-12).....	36
Agriscience Fair Application and Written Report Directions.....	38

Official Rules and Policies

for the Tennessee FFA Association Agriscience Fair 2017-2021.

Contact:

Stena Meadows, East Tennessee FFA Regional Coordinator / Agriscience Fair Coordinator

309 Stout Drive

PO Box 70293-ETSU

Johnson City, TN 37614

423-414-8669

Stena.Meadows@tn.gov

PHILOSOPHY

The Tennessee FFA Association is dedicated to organizing experiences that will meet the future needs of students while accomplishing the current purposes of agricultural education.

The Tennessee FFA Agriscience Fair is designed for students interested in scientific principles and emerging technologies in the agricultural industry. The Tennessee FFA Agriscience Fair provides middle and high school students the opportunity to achieve local, state and national recognition for their accomplishments in agriscience. This program also gives students a chance to demonstrate and display agriscience projects that are extensions of their agriscience courses.

The Tennessee FFA Association assumes the leadership role in developing and continuously improving relevant FFA awards and recognition programs.

National awards and recognition programs should reflect instruction that currently takes place in the entire agricultural education program, including classroom instruction, laboratory instruction, individualized instruction in leadership and the supervised agricultural experience. Events are intended to be an outgrowth of instruction. Also, it is appropriate for the state association to develop events and awards that stimulate instruction in emerging areas that reflect both current and future community, national and global workforce needs. Those events should be developed with significant input from FFA members, teachers, partners, respective industry sponsors and others involved in agricultural education. The Tennessee FFA Association continues to encourage accessibility and provide opportunities for achievement and recognition for students with diverse backgrounds.

INTRODUCTION

Program Purpose

The Tennessee FFA Agriscience Fair recognizes student researchers studying the application of agricultural scientific principles and emerging technologies in agricultural enterprises. The agriscience fair is for middle and high school students. Participation begins at the local level and progresses to state and national levels.

SELECTING A TOPIC AND DEVELOPING A PROJECT

When selecting an agriscience research topic, consider the ongoing SAE program as a good place in which to begin. Quality experimental SAE projects/activities are well suited for all students and can be easily incorporated into any SAE program. Experimental SAE activities can provide valuable learning experiences for students with agriscience-related career goals (as well as those with other career interests).

Developing a quality agriscience project includes and requires:

- Focusing on an important agricultural issue, question or principle.
- Specific research objectives.
- Using a number of steps.
- Following a scientific process to collect and analyze data.
- Student commitment to a moderate or substantial amount of time.
- Teacher supervision.

CATEGORY DESCRIPTIONS

Student researcher(s) can compete in the national agriscience fair in one of six categories:

- Animal Systems
- Environmental Services/Natural Resource Systems
- Food Products and Processing Systems
- Plant Systems
- Power, Structural and Technical Systems
- Social Science

Biotechnology Systems is the study of using data and scientific techniques to solve problems concerning living organisms with an emphasis on applications to agriculture, food and natural resource systems. Because of this, biotechnology research is incorporated into all categories listed depending on the study conducted. Biotechnology

Systems is not its own category.

The Environmental Services/Natural Resource Systems (ENR) category will be combined in 2017. Depending on participation, it may be split in the future.

ANIMAL SYSTEMS (AS)

The study of animal systems, including life processes, health, nutrition, genetics, management and processing, through the study of small animals, aquaculture, livestock, dairy, horses and/or poultry.

Examples:

- Compare nutrient levels on animal growth
- Research new disease control mechanisms
- Effects of estrous synchronization on ovulation
- Compare effects of thawing temperatures on livestock semen
- Effects of growth hormone on meat/milk production

ENVIRONMENTAL SERVICES/NATURAL RESOURCE SYSTEMS (ENR)*

*This category will be combined in 2017. Depending on participation, they may be split in the future.

- Environmental Service Systems: The study of systems, instruments and technology used to monitor and minimize the impact of human activity on environmental systems.
- Natural Resource Systems: The study of the management, protection, enhancement and improvement of soil, water, wildlife, forests and air as natural resources.

Examples:

- Effect of agricultural chemicals on water quality
- Effects of cropping practices on wildlife populations
- Compare water movements through different soil types

FOOD PRODUCTS AND PROCESSING SYSTEMS (FPP)

The study of product development, quality assurance, food safety, production, regulation and compliance and food service within the food science industry.

Examples:

- Effects of packaging techniques on food spoilage rates
- Resistance of organic fruits to common diseases

- Determining chemical energy stored in foods
- Control of molds on bakery products
- Effects of the amount of sucrose used in baked goods
- Use of a triangle test in sensory science

PLANT SYSTEMS (PS)

The study of plant life cycles, classifications, functions, structures, reproduction, media and nutrients, as well as growth and cultural practices, through the study of crops, turf grass, trees and shrubs and/or ornamental plants.

Examples:

- Determine rates of transpiration in plants
- Effects of heavy metals such as cadmium on edible plants
- Compare GMO and conventional seed/plant growth under various conditions
- Effects of lunar climate and soil condition on plant growth
- Compare plant growth of hydroponics and conventional methods

POWER, STRUCTURAL AND TECHNICAL SYSTEMS (PST)

The study of agricultural equipment, power systems, alternative fuel sources and precision technology, as well as woodworking, metalworking, welding and project planning for agricultural structures.

Examples:

- Develop alternate energy source engines
- Create minimum energy use structures
- Compare properties of various alternative insulation products
- Investigation of light/wind/water energy sources

SOCIAL SCIENCE (SS)

The study of agricultural areas including agricultural education, agribusiness, agricultural communication, agricultural leadership and sales in agriculture, food and natural resources.

Examples:

- Investigate perceptions of community members toward alternative agricultural practices
- Determine the impact of local/state/national safety programs upon accident rates in agricultural/natural resource occupations

- Comparison of profitability of various agricultural/natural resource practices
- Investigate the impact of significant historical figures on a local community
- Determine the economic effects of local/state/national legislation impacting agricultural/natural resources
- Consumer confidence and understanding of food labels
- Economic effect of employment rate and meat consumption

UNDERSTANDING THE AWARD PROGRAM

Eligibility of Participants

MEMBERSHIP

Each participant must be a current dues paying FFA member in good standing with the local chapter, state FFA association and National FFA Organization during the school year in which the participant qualified to participate at the state level.

In the event that a participant's name is not on the chapter's official roster for the year in which the dues were owed, a past due membership processing fee, in addition to the dues, must be paid prior to the national event. The Tennessee FFA Association will set the processing fee amount annually.

The participant, at the time of his/her selection as a state participant, must be:

- A secondary education (grades 7-12) FFA member during the school year in which the participant qualified to participate at the state level. A graduating senior is considered eligible to compete at the state and national level up to and including his/her first national convention following graduation.
- Enrolled in at least one agricultural education course during the school year in which the participant qualified to participate at the state level and/or follow a planned course of study. Either course must include a supervised agricultural experience program, the objective of which is preparation for an agricultural career.

Each member and/or team may enter only one project. Exhibited projects and written reports will be the result of the students' own efforts. A team is a maximum of two members working cooperatively on the same project. Teams can be made up of two students in different grades but will compete in the division in which the older participant would qualify.

If a student moves to a different chapter or a different state once he/she has qualified as a state representative in the agriscience fair, that student may be allowed to compete in the national event with the school he/she qualified with during the qualifying year. Team members must be from the same chapter at the time of qualification.

Once a student places first in a state division and category, he/she can no longer compete in that division and category regardless of the research subject.

- Students who wish to continue research on the same topic or who have won a division and category are encouraged to seek additional recognition using the proficiency award or star award, or they may compete in another agriscience research area within the agriscience fair.
- No student may participate in more than one category and division of the agriscience fair each year.

Divisions

Competition is open to all FFA members in grades 7-12. There are six divisions:

- **Division 1** - individual member in grades 7 and 8.
- **Division 2** - team of two members in grades 7 and 8.
- **Division 3** - individual member in grades 9 and 10.
- **Division 4** - team of two members in grades 9 and 10.
- **Division 5** - individual member in grades 11 and 12.
- **Division 6** - team of two members in grades 11 and 12.

Grade is determined by the grade level of the member at the time of qualification at the state level. Chapters with qualifying competitions may have up to 36 entries, one in each category and each division. For example: A chapter may have an entry in Plant Systems in Division 1, 2, 3, 4, 5 and 6. Chapters may not have more than one entry in a category/division.

Rules

PROJECT RULES

If there are any questions regarding policies and procedures, contact the National FFA Agriscience Fair Education Specialist prior to beginning the research: agriscience@ffa.org or 317-802-4402.

GENERAL

1. All studies not meeting the criteria of the Tennessee FFA Agriscience Fair, but are otherwise permissible must be conducted in a Regulated Research Institution (RRI). A Regulated Research Institution is defined as a professional research/teaching institution that is regularly inspected by the USDA and is licensed to use animals covered by the Animal Welfare Act and may also be subject to U.S. Public Health Service Policy. Also included are federal laboratories such as National Institutes of Health and Centers for Disease Control. In addition, pharmaceutical and biotechnology companies and research institutes that utilize research animals that are not covered by the Animal Welfare Act but have been operational Institutional Animal Care and Use Committee and are in compliance with U.S. Federal laws are included in this definition. In these studies, proper documentation must be presented and the project must be reviewed by the Tennessee FFA Association prior to experimentation.
2. A research project may be part of a larger study performed by professional scientists, but the project presented by the student researcher(s) must be only their own portion of the complete study.
3. Data may not be added to the research project after state level selection. Projects may not have more than one year of data included. See “Extension of Agriscience Fair Projects” for additional information about extension projects.

HUMAN VERTEBRATE

The following policies will govern the use of human beings in agriscience fair research projects:

1. No projects involving human cultures of any type (mouth, throat, skin or otherwise) are allowed. However, tissue cultures purchased from reputable biological supply houses or research facilities are suitable for the student researcher(s) use.
2. Projects that involve taste, color, texture or any other choice are allowed, but are limited to preference only. Quantities of normal food and non-alcoholic beverages are limited to normal serving amounts or less. No project may use drugs, food or beverages in order to measure their effect on a person.
3. The only human blood that may be used is that which is either obtained through a blood bank, hospital or laboratory. No blood may be drawn by any person or from any person specifically for an agriscience project. This rule does not preclude student researcher(s) making use of the data collected from blood tests not made exclusively for an agriscience project.
4. Psychological, educational and opinion studies are allowed. Projects that involve learning, ESP, motivation, hearing and vision are also permitted (examples might include surveys, questionnaires, tests, etc.).
5. Data/record review studies in which the data is taken from preexisting data sets that are publically available

and/or published and do not involve any interaction with humans or the collection of any data from a human participant for the purpose of the research project are allowed.

6. No project will be allowed that is in violation of these rules. No person may perform any experiment for student researcher(s) that violates any of the rules.

NON-HUMAN VERTEBRATE

The following policies will govern the use of non-human vertebrates in agriscience fair research projects:

1. The use of vertebrate animals in agriscience projects is allowable under the conditions and rules below. Vertebrate animals are defined as:
 - a. Live, nonhuman vertebrate mammalian embryos or fetuses.
 - b. Tadpoles.
 - c. Bird and reptile eggs within three days (72 hours) of hatching.
 - d. All other non-human vertebrates (including fish) at hatching or birth.
2. Vertebrate animal studies may be conducted at a home, school, farm, ranch, in the field, etc. This includes:
 - a. Studies of animals in their natural environment.
 - b. Studies of animals in zoological parks.
 - c. Studies of livestock that use standard agricultural practices.
 - d. Studies of fish that use standard aquaculture practices.
3. Intrusive techniques used cannot exceed momentary pain and must comply with commonly accepted agriculture and livestock management procedures.
4. Student researcher(s) are prohibited from designing or participating in an experiment associated with the following types of studies on vertebrate animals:
 - a. Induced toxicity studies with known toxic substances that could cause pain, distress or death, including but not limited to alcohol, acid rain, harmful chemicals, or heavy metals.
 - b. Behavioral experiments using conditioning with aversive stimuli, mother/infant separation or induced helplessness.
 - c. Studies of pain.
 - d. Predator/vertebrate prey experiments.
5. Food and water cannot be used or withheld for more than 24 hours for maze running and other learning or conditioning activities.
6. The student researcher(s) and advisor have the responsibility to see that animals are properly cared for in a well-ventilated, lighted and warm location with adequate food, water and sanitary conditions. Care must be taken to see that organisms are properly cared for during weekends and vacation periods.

7. Livestock or fish raised for food using standard agricultural/aquacultural production practices may be euthanized by a qualified adult for carcass evaluation.
8. No vertebrate animal deaths due to the experimental procedures are permitted in any group or subgroup.
 - a. Studies that are designed or anticipated to cause vertebrate animal death are prohibited.
 - b. Any death that occurs must be investigated by a veterinarian or another professional qualified to determine if the cause of death was incidental or due to the experimental procedures. The project must be suspended until the cause is determined and then the results must be documented in writing.
 - c. If death was the result of the experimental procedure, the study must be terminated, and the study will not qualify for the National FFA Agriscience Fair.
9. Projects that involve behavioral studies or newly hatched chickens or other birds will be allowed, provided no change has been made in the normal incubation and hatching of the organism and all vertebrate rules are followed.

EXTENSION OF AGRISCIENCE FAIR PROJECTS

The completion of a research project can generate additional research questions that are worthy of investigation. Participants will have the opportunity to conduct this additional research as long as the current year's project could not have been done without what was learned from the past year's research. This project would now be considered an extension project for competition.

1. Student researcher(s) may use findings of previous research to formulate their research hypothesis; however, the student researcher(s) will be evaluated on research they have conducted in the twelve months prior to June 15 annually.
2. Previous research and information should only be included in the Literature Review/Other's Work by citing the student researcher(s)' previous work in the same fashion as other scholarly sources. Additionally, student researcher(s)' work could be used to inform discussions and conclusions indirectly (not specifically listed). Judging will be based on the current year of research.
3. The project must document that the additional research is an expansion based on the findings of prior work (e.g., testing a new variable or new line of investigation, etc.) Repetition of previous experiments with the same methodology and research question or increasing sample size are examples of unacceptable extensions and will be ranked as a participant at the national prequalifying judging event.
4. The log book and project display must reflect the current year's work only. The project title displayed in the finalist's booth should not mention years (e.g., "Year Two of an Ongoing Study"). Supporting log books (not research papers) from previous related research may be exhibited on the table properly labeled as such.
5. Longitudinal studies are permitted under the following conditions:
 - a. The study is a multi-year study testing or documenting the same variables in which time is a critical variable (e.g., effect of high rain or drought on soil in a given basin; return of flora and fauna in a burned

area over time).

- b. Each consecutive year must demonstrate time-based change.
 - c. The display board must be based on collective past data and its comparison to the current year data set. No raw data from previous years may be displayed.
6. All extension projects must be reviewed and approved each year and forms must be completed for each year.
 7. Successive year projects must indicate change or growth in the project from the previous year(s) in the log books and complete the continuation form in the application.
- NOTE: For an extension project to be eligible for competition in the agriscience fair, documentation must include the project extension form, the current year's abstract and the abstract for all other prior years. The documentation should be clearly labeled in the upper right hand corner with the year (i.e., 2018-2019). Please retain all prior years' paperwork in case event officials request additional documentation.

MULTIPLE RESEARCH PROJECTS FROM A CHAPTER

If more than one agriscience project is entered from the same chapter and/or school, then projects must differ in:

- research hypotheses (questions or objectives).
- findings related to the research hypothesis (questions or objectives).
- conclusions.
- recommendations.
- student researcher(s) (each student researcher may only participate in one project).

Each of the published authors must have made a unique and substantial contribution to the research endeavor. It is standard that peripheral contributions be acknowledged (i.e., The student researchers would like to thank Mrs. Smith's 7th Period Animal Science Class for their assistance in...).

DISQUALIFICATION

A project will be disqualified if:

1. teams or participants arrive after the designated interview time.
2. any assistance is given to a team or participant from any source other than the agriscience fair officials or assistants once judging has begun.
3. the superintendent stops any participants for manners they deem to be hazardous to themselves or others. Such removal will constitute immediate disqualification.
4. the participant does not complete the event he/she starts, unless prior permission from the superintendent has been obtained.
5. participants access and/or utilize personal electronic communication devices during the entire course of the

event. Participants who access personal electronic communication devices without prior approval of the superintendent will be disqualified (examples include: iPads, tablets, computers, cell phones, WiFi devices, etc.,).

6. if an advisor, coach, parent or fellow chapter member is in the judging area once judging officially begins. Any advisor, coach, parent or fellow chapter member found to do so may disqualify their participant.
7. any participant, advisor or chapter member tampers with another participant's display.
8. the display fails to meet the requirements. See the "Display" section of this handbook for more information.
9. participant fails to meet any rules or participation guidelines set forth in this handbook.
10. The following will result in disqualification:
 - a. Plagiarism
 - b. Unethical research
 - c. Student(s) previously placed in the top three of a division and category at the national level and recompetes in the same division and category again
 - d. Altering of application and/or written report template

PLAGIARISM

An agriscience fair project must be the result of a student's own effort and ability. However, in securing information such as direct quotes or phrases, specific dates, figures or other materials, that information must be marked and identified appropriately. Non-compliance represents plagiarism and will automatically disqualify a participant.

Student researcher(s) may not:

- in any way falsify a permission form, scientific paper or display.
- use another person's results or thoughts as their own even with the permission of this person. This includes work done by a family member or a mentor.
- use information or data obtained from the Internet without proper citation.
- re-enter a project with only minor changes.

ETHICS STATEMENT

Scientific fraud and misconduct is not condoned at any level of research or competition. Plagiarism, use of presentation of other researcher's work as one's own and fabrication or falsification of data will not be tolerated. Fraudulent projects will result in disqualification from the National FFA Agriscience Fair. Unethical behavior will result in notification to the student researcher(s)' local school administration. Exhibited projects and project reports shall be the result of the student researcher(s) own effort.

RECOGNITION

Chapter level: Winners may be selected annually in each FFA chapter. The winner can represent any of the agriscience category areas (based on state rules for competition).

State level: Winners from each division in all categories may be selected annually in each of the chartered state FFA associations. Each of those winners' application and report should be sent to the Tennessee FFA Association by June 30th each year unless otherwise indicated by state staff.

National level: Selected participants from each state may be forwarded for national competition. A maximum of 12 applicants in each category and division will be considered a national finalist and invited to compete in the National FFA Agriscience Fair to be held at the National FFA Convention & Expo. Each national finalist will be presented with a pin during the convention. The winner in each category and division will be presented with a pin and a plaque.

PROJECT COMPONENTS

LOG BOOK

The log book is one of the most important pieces of a research project. It will contain accurate and detailed notes of a well-planned, implemented research project. The notes should be a consistent and thorough record of the project. These notes will be the greatest aid when composing the written report.

WRITTEN REPORT

The full written report and application must be received by the Tennessee FFA Association via email in pdf form by March 1 annually. As developing student researchers, the expectations for the written report are slightly different for Divisions 1 and 2 (7th and 8th grade students) compared to Divisions 3, 4, 5 and 6. The purpose of the rubric for Divisions 1 and 2 is to introduce young student researchers to the process of scholarly thinking. As the student researcher ages, skills grow and advance to utilize the rubric for Divisions 3-6 (grades 9-12). See “Prequalifying Rubric: Divisions 1-2” and “Prequalifying Rubric: Divisions 3-6” for additional information.

Divisions 1-2 (Grades 7-8)	Divisions 3-6 (Grades 9-12)
<p><i>See Summary on page 26.</i></p>	<p>ABSTRACT</p> <p>A brief summary of the paper, which concisely describes the purpose, methods, results and conclusions. The abstract may include potential research applications or future research. The abstract should not contain cited references. It should be no longer than one page and in paragraph form. Because this is the first page of the project report, it will be where the reader forms an opinion on the study. In the abstract, arrange the points as:</p> <ol style="list-style-type: none"> 1. Purpose 2. Procedure 3. Results 4. Conclusions <p>This section would include methods, primary results/effects of major treatments, and main conclusions. Do not include discussion, citations and footnotes, or references to tables and figures.</p>

Divisions 1-2 (Grades 7-8)	Divisions 3-6 (Grades 9-12)
<p>IMPORTANCE</p> <p>The importance answers the question “Why was the work done?” Provide an explanation of:</p> <ul style="list-style-type: none"> • Why the research topic is important to the agriculture industry • What problem the investigation attempts to solve <p>Each point should be addressed in a paragraph for a minimum of two paragraphs in the importance section.</p>	<p>INTRODUCTION</p> <p>The introduction answers the question “Why was the work done?” It provides background on the subject in several paragraphs. The introduction should clearly state the problem that justifies conducting the research, the purpose of the research, its impact on agriculture, the findings of earlier work and the general approach and objectives. You must cite sources for statements that are not common knowledge. The last paragraph of the introduction includes the objectives of the study.</p>
<p>OTHER’S WORK</p> <p>The other’s work section details the information that currently exists concerning the research topic. What other information did the student researcher(s) read before conducting the project? What information did student researcher(s) look up during the investigation? Reference information regarding where the publication was found should be listed, then a brief summary should be written by the student researcher(s) for each publication. Publications could include articles about similar studies, similar research methods, history of the research area and any other items that support the current knowledge base for the research topic.</p>	<p>LITERATURE REVIEW</p> <p>The literature review should detail what information currently exists concerning the research project. Information in the review should be written in APA style and should include publications used for the research. Publications cited could include articles about similar studies, similar research methods, history of the research area and any other items that support the current knowledge base for the research topic and how the project might complement existing information.</p>
<p>MATERIALS AND METHODS</p> <p>This section enables others to reproduce the results by duplicating the study. Write in first person, encompass all materials required and explain the study design by sharing the technical and experimental procedures used. If used, any statistical procedures are included here.</p>	<p>MATERIALS AND METHODS</p> <p>A well-written materials and methods section enables others to reproduce the results by replicating the study. Write in past tense, third person, encompass all materials required, state the hypothesis/research questions and explain the study design by sharing the technical and experimental procedures employed. With fieldwork, describe the study site. Include any statistical procedures employed.</p>
<p>HYPOTHESIS/ANTICIPATED RESULTS</p> <p>The student researcher(s) state the hypothesis and/or anticipated results. What are the expected results of the study?</p>	

Divisions 1-2 (Grades 7-8)	Divisions 3-6 (Grades 9-12)
<p>RESULTS</p> <p>This section is a summary of the results the project has produced, even if they were not what was expected. Do not include discussion or conclusions about the data. Tell the reader exactly what was discovered and what patterns, trends or relationships were observed. Decide on the most meaningful way to present the data (tables, figures) and refer to them in the text. Data should not be added after the state level selection as it may alter the discussion and conclusions.</p>	<p>RESULTS</p> <p>This section is a summary of the results, even if they are not what was hypothesized. Do not include discussion or conclusions about the data. Tell the reader exactly what was discovered and what patterns, trends or relationships were observed. Decide on the most meaningful way to present the data (tables, figures) and refer to them in the text. Data should be able to stand alone in the form of tables and/or figures. Data should not be added after the state level selection as it may alter the discussion and conclusions.</p>
<p>DISCUSSION</p> <p>In this section, the student researcher(s) should include information about the meaning of the results, how the results relate to the Other’s Work section and what impact the study has on the agriculture industry.</p>	<p>DISCUSSION AND CONCLUSIONS</p> <p>In this section, draw conclusions from the results of the study and relate them to the original hypothesis. It is helpful to briefly recap the results and use them as a foundation for the conclusions. If the results were not what was expected, take this opportunity to explain why. Give details about the results and observations by elaborating on the mechanisms behind what happened. Tie the study in with the literature, but do not hesitate to offer sound reasoning of your own. Discussion should refer to facts and figures in the results section and provide recommendations for practice and future research. Discussion and conclusions should also address the impact the research has on the agriculture industry.</p>
<p>CONCLUSIONS</p> <p>In the conclusion the student researcher(s) should share recommendations on what should be done or what should change as a result of the research. It is helpful to briefly recap the results and use them as a foundation for the conclusions. If the results were not what was expected, take this opportunity to explain why. The student researcher(s) should share what the next steps are to continue the study.</p>	

Divisions 1-2 (Grades 7-8)	Divisions 3-6 (Grades 9-12)
<p><i>See Other's Work on page 27.</i></p>	<p>REFERENCES</p> <p>Only significant, published and relevant sources accessible through a library or an information system should be included. All citations in the text must be included in the reference section. When information or facts are used that are not common knowledge, give credit to the source of that information by citing a reference. Use the APA style recognized citation system throughout the report.</p>
<p>SUMMARY</p> <p>The summary should be two to three paragraphs describing the study conducted. Describes why the student researcher(s) chose to conduct the study, why the study is important to the agriculture industry, how the student researcher(s) conducted the study, what the student researcher(s) found by conducting the study, and how the results apply within the agriculture industry.</p>	<p><i>See Abstract on page 23.</i></p>
<p>ACKNOWLEDGEMENTS</p> <p>Acknowledge anyone who helped in any aspect of the project in this section.</p>	<p>ACKNOWLEDGEMENTS</p> <p>Acknowledge anyone who helped in any aspect of the project in this section.</p>
<p>SKILL DEVELOPMENT</p> <p>The student researcher(s) select three appropriate competencies based on the study conducted. Two competencies must be from the study's primary pathway and the third can be from any pathway. The student researcher(s) demonstrate skills that are appropriate for the scope of the project. The project demonstrates application of skill attainment with measurable impact on the overall study.</p>	<p>SKILL DEVELOPMENT</p> <p>The student researcher(s) select five appropriate competencies based on the study conducted. Three competencies must be from the study's primary pathway and the other two can be from any pathway. The student researcher(s) demonstrate skills that are appropriate for the scope of the project. The project demonstrates application of skill attainment with measurable impact on the overall study.</p>
<p>SPELLING/GRAMMAR</p> <p>The student researcher(s) should use correct spelling, complete sentences and proper grammar throughout the report.</p>	<p>APA STYLE/SPELLING</p> <p>The student researcher(s) should use correct spelling, complete sentences, proper grammar and appropriate APA style writing throughout the report.</p>

FORMAT OF REPORT

The report should be printed on 8 1/2" x 11" white paper. The report will have 1" margins. Font size must be 12 using Arial, Courier or Times New Roman font. The written report template is required and is available on www.FFA.org/agrisciencefair by division.

DISPLAY

DISPLAY REQUIREMENTS

Each exhibit should include information relevant to the study. All projects must have the following information attached to the exhibit:

- Name of agriscience fair participant(s) responsible for developing the project
- Chapter name, state
- Title of category
- Division (1, 2, 3, 4, 5 or 6)

State agriscience fair participant(s)' display shows the results of the study utilizing a display board not to exceed the dimensions of:

- 36 inches high (from top of table to top of display)
- 48 inches (width)
- 30 inches deep (the distance from front to back)

At the Tennessee FFA Agriscience Fair, tables will be provided and will not exceed a height of 36 inches. Failure to meet these requirements will result in disqualification.

The display must consist of a stable, free standing display board on the provided table top not to exceed the sizes outlined above. The student researcher(s) may also have the log book and up to five copies of the written report as part of the display. The log book and copies of the written report are optional. No additional props, handouts or electronics are permitted. No tablets, iPads, cell phones or other electronic devices will be permitted. Internet access will not be provided.

Posters can be created utilizing Microsoft PowerPoint slide format, however this is not required. Participant(s) are responsible for providing backing for the poster if needed.

DISPLAY SAFETY RULES

1. If an exhibit becomes unsafe or unsuitable for display, it will be removed and deemed ineligible for any awards.
2. Electricity will not be provided or permitted as part of a display at the Tennessee FFA Convention.
3. Displays will consist of:
 - A free standing display board not to exceed the dimensions of 36 inches high (from top of table to top of display) by 48 inches (width) by 30 inches deep (the distance from front to back) in size.
 - Student researcher(s) log book (optional).
 - Up to five copies of written report (optional).
 - No additional props, handouts or electronics are permitted in project displays.

INTERVIEW

All state participants are required to meet face to face with the judges to explain their projects. Explanation and questioning may not exceed 15 minutes. The interview is an opportunity for judges to ask questions about the project. Interview and questions for agriscience fair participants will normally be 5-10 minutes. A team project must be presented by a team of two. If only one team member is present, the team cannot rank higher than 4th overall. Judges will ask questions to determine the extent of the knowledge gained, your understanding of your project, how it relates to your SAE and possibly how your project relates to other FFA activities. The following is a list of example questions that may be asked:

1. How and why was the project selected?
2. What was your goal? What did you plan to accomplish in your project?
3. Were there any surprises in your project? How did you handle them?
4. What did you learn from the experience?
5. How much time did you devote to the project?
6. What kept you from being discouraged?
7. How did you manage time for this project in relation to your other activities?
8. How would you advise others doing a project? What is the value of completing an agriscience fair project?
9. How can your findings and conclusions be applied in the agriculture, food and natural resources industry?

INTERVIEW SCHEDULE CONFLICTS

All state participants are required to meet face to face with the judges to explain their projects. Participants/teams unable to meet with judges during the allotted time are subject to disqualification. Exceptions may be made in advance with the State Agriscience Fair Coordinator.

OFFICIAL DRESS

Participants are expected to observe the National FFA Code of Ethics and the proper use of the FFA jacket during the agriscience fair. (Please reference the latest edition of the Official FFA Manual.) Official dress is highly recommended for the interview and awards presentation and recognition.

SCORESHEETS AND RUBRICS

This section contains scoresheets and rubrics utilized by judges to evaluate written reports and interviews. As developing student researchers, the expectations for the written report are slightly different for Divisions 1-2 (grades 7-8) compared to Divisions 3-6 (grades 9-12). Please note that these written reports are evaluated differently.

Prequalifying Scoresheet: Divisions 1-2 (Grades 7-8)

STUDENT RESEARCHER(S)		STATE	
CATEGORY		DIVISION	
Area		Points Possible	Points Earned
Importance	The importance includes a one paragraph answer for each question that clearly answers: <ul style="list-style-type: none"> • Why is the topic important to the agriculture industry? • What problem does the investigation solve for agriculture? 	10	
Other's Work	Clearly details what information currently exists concerning the research project. Reference where the information was found (website, book, article, etc.) is listed, then a paragraph written by the student researcher(s) clearly describing the reference and information it provided for each publication used.	15	
Materials and Methods	Clearly written to enable others to replicate the study and results. Section is written in first person and encompasses all materials required. If used, the statistical procedures are included.	10	
Hypothesis/Anticipated Results	Student researcher(s) clearly states the hypothesis and/or anticipated results.	5	
Results	Written results of the project are summarized. Trends and relationships are clearly addressed. No conclusions are made in this section. Data that can stand alone in the form of tables and/or figures are included.	20	
Discussion	The discussion includes clear, detailed answers for each question: <ul style="list-style-type: none"> • What do the results of the study mean? • How are they related to what others found in the "Other's Work" section? 	10	
Conclusions	The conclusion clearly states what should be done and/or changed as a result of the research. Clearly states what the next steps are to continue the research.	10	
Summary	The summary is two to three paragraphs describing the study conducted. Describes why the student researcher(s) chose to conduct the study, why the study is important to the agriculture industry, how the study was conducted, what was found by conducting the study and how the results apply within the agriculture industry.	5	
Acknowledgements	Detailed list or paragraph is included acknowledging anyone who assisted with any aspect of the project and how they helped.	5	
Skill Development	All three competencies (two from primary pathway, one from any other pathway) demonstrate skills that are appropriate for the scope of the research project. The project demonstrates application of skill attainment with significant measurable impact on the overall project.	5	
Spelling/Grammar	Student researcher(s) use complete sentences; no spelling or grammar errors present.	5	
TOTAL SCORE (100 POINTS POSSIBLE)			
This constitutes 25% of the overall score to determine final ranking			

**In the event of a tie, qualification for the agriscience fair will be based on the scores received in the following sections in order: Discussion, Conclusions, Results, Importance, Summary.*



Prequalifying Rubric: Divisions 1-2 (Grades 7-8)

Area	High Points 5-4 points	Medium Points 3-2 points	Low Points 1-0 points	Points Possible	Points Earned
Importance	<p>The importance includes a one paragraph answer for each question that clearly answers:</p> <ul style="list-style-type: none"> Why is the topic important to the agriculture industry? What problem does the investigation solve for agriculture? 	<p>The importance includes a one paragraph answer for each question that vaguely answers:</p> <ul style="list-style-type: none"> Why is the topic important to the agriculture industry? What problem does the investigation solve for agriculture? 	<p>The importance includes a one paragraph answer for each question that poorly answers:</p> <ul style="list-style-type: none"> Why is the topic important to the agriculture industry? What problem does the investigation solve for agriculture? 	10	<p>_____</p> <p>x 2</p> <p>= _____</p>
Other's Work	<p>Clearly details what information currently exists concerning the research project. Reference where the information was found (website, book, article, etc.,) is listed, then a paragraph written by the student researcher(s) clearly describing the reference and information it provided for each publication used.</p>	<p>Poorly details what information currently exists concerning the research project. Reference where the information was found (website, book, article, etc.,) is listed, then a paragraph written by the student researcher(s) vaguely describes the reference and information it provided for each publication used.</p>	<p>Does not detail what information currently exists concerning the research project. Reference where the information was found (website, book, article, etc.,) is listed, then a paragraph written by the student researcher(s) poorly describes or is not included on what the reference says for each publication used.</p>	15	<p>_____</p> <p>x 3</p> <p>= _____</p>
Materials and Methods	<p>Clearly written to enable others to replicate the study and results. Section is written in first person and encompasses all materials required. If used, the statistical procedures are included.</p>	<p>Not written clearly to enable others to replicate the study and results. Section may or may not be written in first person and encompasses all materials required. The statistical procedures are included but are unclear.</p>	<p>Written poorly so that others cannot replicate the study and results. Section is not written in first person and does not encompass all materials required. The statistical procedures are not included.</p>	10	<p>_____</p> <p>x 2</p> <p>= _____</p>
Hypothesis/Anticipated Results	<p>Student researcher(s) clearly state the hypothesis and/or anticipated results.</p>	<p>Student researcher(s) vaguely state the hypothesis and/or anticipated results.</p>	<p>Student researcher(s) do not state or poorly state the hypothesis and/or anticipated results.</p>	5	<p>_____</p> <p>x 1</p> <p>= _____</p>
Results	<p>Written results of the project are summarized. Trends and relationships are clearly addressed. No conclusions are made in this section. Data that can stand alone in the</p>	<p>Written results of the project are incompletely summarized. Trends and relationships are vague. No conclusions are made in this section. Data that can stand</p>	<p>Written results of the project are poorly summarized. Trends and relationships are not addressed. Data is not appropriately included as tables and figures.</p>	20	<p>_____</p> <p>x 4</p> <p>= _____</p>

Area	High Points 5-4 points	Medium Points 3-2 points	Low Points 1-0 points	Points Possible	Points Earned
	form of tables and/or figures are included.	alone in the form of tables and/or figures are sometimes included.			
Discussion	<p>The discussion includes clear, detailed answers for each question:</p> <ul style="list-style-type: none"> • What do the results of the study mean? • How are they related to what others found in the "Other's Work" section? 	<p>The discussion includes vague answers for each question:</p> <ul style="list-style-type: none"> • What do the results of the study mean? • How are they related to what others found in the "Other's Work" section? 	<p>The discussion poorly answers each question:</p> <ul style="list-style-type: none"> • What do the results of the study mean? • How are they related to what others found in the "Other's Work" section? 	10	<p>_____</p> <p>x 2</p> <p>= _____</p>
Conclusions	The conclusion clearly states what should be done and/or changed as a result of the research. Clearly states what the next steps are to continue the research.	The conclusion vaguely states what should be done and/or changed as a result of the research. The next steps for research are unclear.	The conclusion poorly states what should be done and/or changed as a result of the research. The next steps for research are not included.	10	<p>_____</p> <p>x 2</p> <p>= _____</p>
Summary	The summary is two to three paragraphs describing the study conducted. Describes why the student researcher(s) chose to conduct the study, why the study is important to the agriculture industry, how the study was conducted, what was found by conducting the study, and how the results apply within the agriculture industry.	The summary is two to three paragraphs vaguely describing the study conducted. Vaguely describes why the student researcher(s) chose to conduct the study, why the study is important to the agriculture industry, how the study was conducted, what was found by conducting the study, and how the results apply within the agriculture industry.	The summary is two to three paragraphs that poorly describes the study conducted. Why the student researcher(s) chose to conduct the study, why the study is important to the agriculture industry, how the study was conducted, what was found by conducting the study, and how the results apply within the agriculture industry is unclear.	5	
Acknowledgements	Detailed list or paragraph is included acknowledging anyone who assisted with any aspect of the project and how they helped.	A list or paragraph is included acknowledging anyone who assisted with any aspect of the project.	A list or paragraph is not included acknowledging anyone who assisted with any aspect of the project and how they helped.	5	
Skill Development	All three competencies (two from primary pathway, one from any other pathway) demonstrate skills that are appropriate for the scope of	Some of the competencies somewhat demonstrate skills that are appropriate for the scope of the research project. The project demonstrates	Very few competencies are listed and are not appropriate for the scope of the research project. The project does not	5	

Area	High Points 5-4 points	Medium Points 3-2 points	Low Points 1-0 points	Points Possible	Points Earned
	the research project. The project demonstrates application of skill attainment with significant measurable impact on the overall project.	application of skill attainment with incomplete measurable impact on the overall project.	demonstrate application of skill attainment and has no measurable impact on the overall project.		
Spelling/Grammar	Student researcher(s) use complete sentences; no spelling or grammar errors present.	Student researcher(s) use complete sentences; minor spelling or grammar errors present.	Student researcher(s) do not use complete sentences; excessive spelling or grammar errors present.	5	
TOTAL SCORE (100 POINTS POSSIBLE) This constitutes 25% of the overall score to determine final ranking					

**In the event of a tie, qualification for the agriscience fair will be based on the scores received in the following sections in order: Discussion, Conclusions, Results, Importance, Summary.*

Prequalifying Scoresheet: Divisions 3-6 (Grades 9-12)

STUDENT RESEARCHER(S)		STATE	
CATEGORY		DIVISION	
Area		Points Possible	Points Earned
Abstract	Abstract is brief and concisely describes the purpose, methods, results and conclusions. Abstract does not include cited references. Abstract is no longer than one page. Arrangement makes the purpose, procedure, results and conclusions clear.	5	
Introduction	Introduction answers the question “Why was the work done?” It clearly states the problem that justifies conducting the research, the purpose of the research, its impact on agriculture, the findings of earlier work and the general approach and objectives.	10	
Literature Review	The literature review details what information currently exists concerning the research project. The information includes materials used in the research and material cited such as articles about similar studies, similar research methods, history of the research area and other items that support the current knowledge base for the topic and how the project might complement existing information.	10	
Materials and Methods	Clearly written to enable others to replicate the study and results. Section is written in third person, encompasses all materials required, states the hypothesis/research questions and explains the study design. If used, the statistical procedures are included.	15	
Results	Written results of the project are summarized. Trends and relationships are clearly addressed. No conclusions are made in this section. Data that can stand alone in the form of tables and/or figures are included.	20	
Discussion and Conclusions	Brief recap of the results is included and shows how they were the foundation of the study. Sound reasoning is shown that conclusions are based on results, incorporates previous literature, and relates directly to the hypothesis. Discussion refers/references to facts and figures in results section and provides recommendations for practice, future research and the impact on the agriculture industry.	20	
References	References contain significant, published and relevant sources.	5	
Acknowledgements	Detailed list or paragraph is included acknowledging anyone who assisted with any aspect of the project and how they helped.	5	
Skill Development	All five competencies (three from primary pathway, two from any other pathway) demonstrate skills that are appropriate for the scope of the research project. The project demonstrates application of skill attainment with significant measurable impact on the overall project.	5	
APA Style/Spelling	APA citation style writing is used throughout the written report. No spelling or grammar errors are present.	5	
		TOTAL SCORE (100 POINTS POSSIBLE)	
		This constitutes 25% of the overall score to determine final ranking	

**In the event of a tie, qualification for the agriscience fair will be based on the scores received in the following sections in order: Discussion and Conclusions, Results, Introduction, Abstract.*



Prequalifying Rubric: Divisions 3-6 (Grades 9-12)

Area	High Points 5-4 points	Medium Points 3-2 points	Low Points 1-0 points	Points Possible	Points Earned
Abstract	Abstract is brief and concisely describes the purpose, methods, results and conclusions. Abstract does not include cited references. Abstract is no longer than one page. Arrangement makes the purpose, procedure, results and conclusions clear.	Abstract describes the purpose, methods, results and conclusions. Abstract does not include cited references. Abstract is longer than one page. Arrangement makes the purpose, procedure, results and conclusions vague.	Abstract poorly describes the purpose, methods, results and conclusions. Abstract includes cited references. Abstract is longer than one page. Arrangement makes the purpose, procedure, results and conclusions unclear.	5	
Introduction	Introduction answers the question “Why was the work done?” It clearly states the problem that justifies conducting the research, the purpose of the research, its impact on agriculture, the findings of earlier work and the general approach and objectives.	Introduction answers the question “Why was the work done?” It vaguely states the problem that justifies conducting the research, the purpose of the research, its impact on agriculture, the findings of earlier work and the general approach and objectives.	Introduction does not answer the question “Why was the work done?” It does not state the problem that justifies conducting the research, the purpose of the research, its impact on agriculture, the findings of earlier work and the general approach and objectives.	10	<div style="text-align: right;"> <hr style="width: 50px; margin: 0 auto;"/> x 2 = <hr style="width: 50px; margin: 0 auto;"/> </div>
Literature Review	The literature review details what information currently exists concerning the research project. The information includes materials used in the research and material cited such as articles about similar studies, similar research methods, history of the research area and other items that support the current knowledge base for the topic and how the project might complement existing information.	The literature review poorly details what information currently exists concerning the research project. The information may or may not include materials used in the research. Some materials cited includes articles about similar studies, similar research methods and history of the research area. How the project might complement existing information is not clear.	The literature review does not detail what information currently exists concerning the research project. There is no information included or it does not reference materials used in the research. No information cited such as articles about similar studies, similar research methods, or history of the research area. How the project might complement existing information is not clear.	10	<div style="text-align: right;"> <hr style="width: 50px; margin: 0 auto;"/> x 2 = <hr style="width: 50px; margin: 0 auto;"/> </div>
Materials and Methods	Clearly written to enable others to replicate the study and results. Section is written in third person, encompasses all materials required, states	Not written clearly to enable others to replicate the study and results. Section may or may not be written in third person, encompasses all	Written poorly so others cannot replicate the study and results. Section is not written in third person, does not encompass all	15	<div style="text-align: right;"> <hr style="width: 50px; margin: 0 auto;"/> x 3 = <hr style="width: 50px; margin: 0 auto;"/> </div>

Area	High Points 5-4 points	Medium Points 3-2 points	Low Points 1-0 points	Points Possible	Points Earned
	the hypothesis/research questions and explains the study design. If used, the statistical procedures are included.	materials required, states the hypothesis/research questions and explains the study design. The statistical procedures are included but are unclear.	materials required for the research and hypothesis/research questions is not stated. The statistical procedures are not included.		
Results	Written results of the project are summarized. Trends and relationships are clearly addressed. No conclusions are made in this section. Data that can stand alone in the form of tables and/or figures are included.	Written results of the project are incompletely summarized. Trends and relationships are vague. No conclusions are made in this section. Data that can stand alone in the form of tables and/or figures are sometimes included.	Written results of the project are poorly summarized. Trends and relationships are not addressed. Data is not appropriately included as tables and figures.	20	$\frac{\quad}{\quad} \times 4$ $= \frac{\quad}{\quad}$
Discussion and Conclusions	Brief recap of the results is included and shows how they were the foundation of the study. Sound reasoning is shown that conclusions are based on results, incorporates previous literature and relates directly to the hypothesis. Discussion refers/references to facts and figures in results section and provides recommendations for practice, future research and the impact on the agriculture industry.	Brief recap of the results is included and shows how they were the foundation of the study. Unsound reasoning is shown that conclusions are based on results, vaguely incorporates previous literature and partially relates to the hypothesis. Discussion refers/references to facts and figures in results section and provides recommendations for practice, future research and the impact on the agriculture industry.	No recap of the results is included or poorly shows how they were the foundation for the study. Conclusions are not based on results, previous literature and do not relate directly to the hypothesis. Discussion poorly refers/references to facts and figures in the results section and does not provide recommendations for practice, future research and does not illustrate the impact on the agriculture industry.	20	$\frac{\quad}{\quad} \times 4$ $= \frac{\quad}{\quad}$
References	References contain significant, published and relevant sources.	References listed are somewhat significant, published and relevant sources.	References listed are not significant, published and relevant sources.	5	
Acknowledgements	Detailed list or paragraph is included acknowledging anyone who assisted with any aspect of the project and how they helped.	A list or paragraph is included acknowledging anyone who assisted with any aspect of the project.	A list or paragraph is not included acknowledging anyone who assisted with any aspect of the project and how they helped.	5	

Area	High Points 5-4 points	Medium Points 3-2 points	Low Points 1-0 points	Points Possible	Points Earned
Skill Development	All five competencies (three from primary pathway, two from any other pathway) demonstrate skills that are appropriate for the scope of the research project. The project demonstrates application of skill attainment with significant measurable impact on the overall project.	Some of the competencies somewhat demonstrate skills that are appropriate for the scope of the research project. The project demonstrates application of skill attainment with incomplete measurable impact on the overall project.	Very few competencies are listed and are not appropriate for the scope of the research project. The project does not demonstrate application of skill attainment and has no measurable impact on the overall project.	5	
APA Style/Spelling	APA citation style writing is used throughout the report. No spelling or grammar errors are present.	APA citation style writing is used. Minor spelling or grammar errors are present.	APA citation style writing is not used. Excessive spelling or grammar errors are present.	5	
TOTAL SCORE (100 POINTS POSSIBLE) This constitutes 25% of the overall score to determine final ranking					

**In the event of a tie, qualification for the agriscience fair will be based on the scores received in the following sections in order: Discussion and Conclusions, Results, Introduction, Abstract.*

Convention Rubric: Divisions 1-6 (Grades 7-12)

Area	High points 5-4 points	Medium points 3-2 points	Low points 1-0 points	Points Possible	Points Earned
Knowledge Gained	There is evidence the student researcher(s) have acquired scientific skills and/or knowledge by doing the project. The student researcher(s) exhibit knowledge of the scope and limitations of the problem selected.	There is some evidence that the student researcher(s) have acquired scientific skills and/or knowledge by doing this project. The student researcher(s) have limited knowledge of the scope and limitations of the problem selected.	There is no evidence that the student researcher(s) have acquired scientific skills and/or knowledge by doing this project. The student researcher(s) do not recognize the scope and limitations of the problem selected.	15	_____ x 3 = _____
Scientific Research	The problem is clearly stated. The student researcher(s) use scientific facts as a basis for new conclusions. The student researcher(s) are aware of the basic scientific principles that lend support to the methods used and conclusions reached. The research is the basis for further study. The appropriate methods and scientific design have been applied. The student researcher(s) are aware of the empirical method and the importance of controlling the variables in order to reach valid conclusions.	The problem is not clearly stated. The student researcher(s) use some scientific facts as a basis for new conclusions. The student researcher(s) have limited knowledge of the basic scientific principles that lend support to the methods used and conclusions reached. With some modification, the research could be the basis for further study. Some of the appropriate methods and scientific design have been applied. The student researcher(s) are partially aware of the empirical method and the importance of controlling the variables in order to reach valid conclusions.	The problem is not stated. The student researcher(s) do not use scientific facts as a basis for new conclusions. The student researcher(s) are unaware of the basic scientific principles that lend support to the methods used and conclusions reached. The research cannot be the basis for further study. Inappropriate methods and a flawed scientific design have been applied. The student researcher(s) are unaware of the empirical method and do not recognize the importance of controlling the variables in order to reach valid conclusions.	30	_____ x 6 = _____
Collaboration	There is clear evidence of collaboration. The student researcher(s) identified portions of the project representing the work of others.	There is lack of clear evidence of collaboration or the student researcher(s) do not identify portions of the project representing the work of others.	There is lack of clear evidence of collaboration and the student researcher(s) do not identify portions of the project representing the work of others.	15	_____ x 3 = _____
Thoroughness/Information	Student researcher(s) clearly communicate the original plan and adaptations that may have been made to the study. Any adaptations made uphold the integrity of the	Student researcher(s) partially communicate the original plan and adaptations that may have been made to the study. Any adaptations made may uphold the integrity of	Student researcher(s) do not communicate the original plan and adaptations that may have been made to the study. Adaptations made do not uphold the integrity of	30	_____ x 6 = _____

Area	High points 5-4 points	Medium points 3-2 points	Low points 1-0 points	Points Possible	Points Earned
	study. Facts and principles the student researcher(s) state are correct and accurate. All results of the experiments are reported accurately based on methodology used. Any errors and weaknesses in the study are identified, if applicable.	the study. Facts and principles the student researcher(s) state are partially correct and accurate. Most results of the experiments are reported accurately based on methodology used. Most errors and weaknesses in the study are identified, if applicable.	the study. Facts and principles the student researcher(s) state are inaccurate. Results of the experiments are not reported accurately based on methodology used. Errors and weaknesses in the study are not identified.		
Results/ Conclusions	The student researcher(s) use known facts to draw conclusions. Conclusions are consistent with the data and/or observations presented. The student researcher(s) clearly share what was learned as a result of the research. The student researcher(s) effectively communicate the results and impact of the study.	The student researcher(s) use known facts to draw conclusions. Conclusions are inconsistent with the data and/or observations presented. The student researcher(s) ineffectively share what was learned as a result of the research. The student researcher(s) ineffectively communicate the results and impact of the study.	The student researcher(s) do not use known facts to draw conclusions. Conclusions are inconsistent with the data and/or observations presented. The student researcher(s) do not share what was learned as a result of the research. The student researcher(s) do not communicate the results and impact of the study.	15	_____ x 3 = _____
Visual Display	The data is presented in the best manner for the particular type of information involved. No spelling errors are present. The exhibit demonstrates general neatness and attractiveness. The display is presented in a logical and interesting manner.	The data is presented in a logical manner for the particular type of information involved. Some spelling errors are present. The exhibit lacks general neatness and attractiveness. The display is presented in a logical yet uninteresting manner.	The date is not presented in a rational manner for the particular type of information involved. Several spelling errors are present. The exhibit lacks general neatness and attractiveness. The display lacks logic and appears uninteresting.	15	_____ x 3 = _____
TOTAL SCORE (120 POINTS POSSIBLE) This constitutes 75% of the overall score to determine final ranking					

**In the event of a tie, winner will be determined based on the score of the written report. If a tie still exists, the tie will be broken on scores received in the following sections in order: Knowledge Gained, Thoroughness/Information, Results/Conclusions.*

***If a team project only has one student present, they cannot rank higher than 4th overall.*

Agriscience Fair Application and Written Report Directions

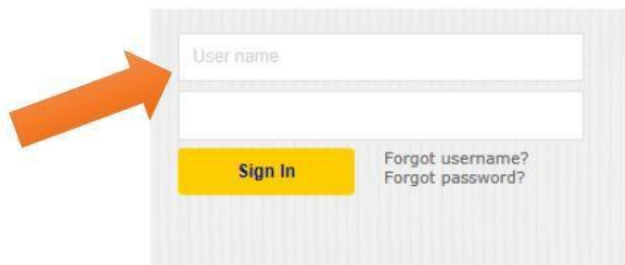
Created: 10/2016

A complete agriscience fair application and written report for national competition consists of two parts. These directions include instructions and tips on how to access and complete the application and written report with success.

APPLICATION

Accessing the Application – An Advisor’s Perspective:

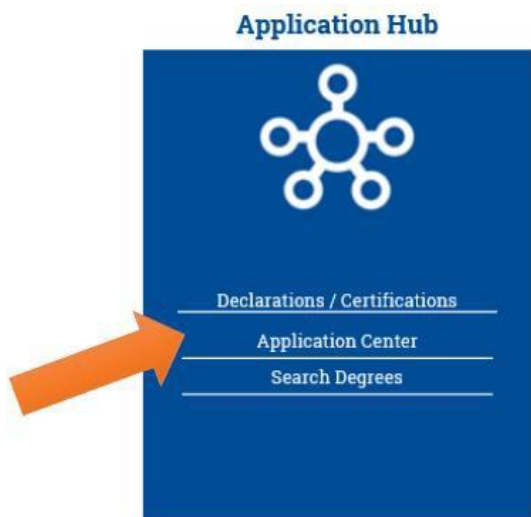
- Log into www.FFA.org



- Open your FFA Dashboard and select “My Toolbox – Instructor” under “My Account”




- Select “Application Center” in the “Application Hub”



- Select "Application Center"



- In the "Add New Application" menu, select "Agriscience Fair" and click "Add"



- You will then be prompted to select a student on your roster to assign the application. Assign the student by selecting "Add New"
 - Note: *If it is a team of two students (Divisions 2, 4 or 6), assign the first student, then open the application, go to the "Cover Page" and choose the "Agriscience Fair Division." An additional window below will appear to assign the application to the second student. Once assigned, both students will have access to the application.*

General Guidelines for Completing the Application:

- Read all of the instructions before beginning.
- Use the latest version of the application located in the Application Center on FFA.org.
- Use the "Tab" key to go to the next cell that will accept information on any page of the application.
- The application saves as you go.
- Refer to the PDF application for required signature approvals.
- Carefully review every page of the application and written report. Double check for spelling and grammatical errors. The printed PDF application and written report is the official application for submission.
- Altering the application will result in the application being disqualified.
- Any version number is acceptable on the cover page and signature pages. Version numbers on all other pages must be the same throughout the application at the time of submission.

Specific Items by Application Page:

- The Research Plan Approval Form is generated in the application PDF and will not appear in the navigation bar located on the left side of your computer screen. The Research Plan Approval Form must be signed by the adult sponsor and submitted.
- Material Safety Data Sheet(s), commonly known as MSD Sheets, are required and must be uploaded in the application on the "Hazardous Materials" page in the application for all substances used other than H₂O (water) and NaCl (table salt).
- The AFNR Pathway for the "Skill Development Form" must be selected on the "Cover Page."
- Copying and pasting the Abstract or Summary from the report upload is required for national competition. See the "Abstract/Summary" page in the application for more details.
- Uploading the written report in the application is required for national competition. See the "Written Report Upload" page in the application for more details.

Complete Application:

- A complete application should include the following:
 - Cover Page
 - Research Plan Approval Form
 - Adult Sponsor Checklist
 - Hazardous Materials Waiver Form
 - MSD Sheet(s)
 - Human Vertebrate Form
 - Non-Human Vertebrate Form
 - Skill Development Form
 - Research Funding Form
 - Project Extension Form (when applicable)
 - Previous year’s project abstract

WRITTEN REPORT

- It is **highly** recommended that the written report template be downloaded and used in Microsoft Word. While it will open in Google Docs and other word processors, the template was built to be used in Word and you will experience challenges in other software programs.
 - If your device does not have Microsoft Word, we recommend downloading Microsoft Office 365. This is free to all students. The service includes the full office suite and up to 1TB of free cloud storage. This is a great free resource tool for agriscience fair and beyond! To download, please:
 - Visit <https://www.microsoft.com/en-us/education/products/office/default.aspx?Search=true&v=2>
 - Select “Products” then “Office” then “Get Office free”
 - After navigating, the student will be asked to provide their school email address. A confirmation email will be sent.
 - Click the confirmation link in the email.
 - After confirming the correct email address, basic account information will be requested.
 - When the account information is submitted, Office 365 will be opened in the web browser.
 - Click on the Word Online icon and begin using Microsoft Word!
- The project report template is required and is available on www.FFA.org/agrisciencefair by division. Be sure to use the report template for the correct division. All reports should be printed on 8 1/2” x 11” white paper. The report will have 1” margins and is already set and locked for this requirement.
- When opening the templates, all editable sections should appear to be highlighted in a light yellow. Carefully delete the text prior to typing in these areas. Be sure to delete the “<<” and “>>” that start each section. Do not attempt to delete the “[” or “].” These mark the beginning and end of each section. They will not print in the final version of your written report and will not appear when you save the document as a PDF.
- Font size and type can be changed by going to the “Home” tab and using the style and size boxes. Remember, font size must be 12 using Arial, Courier or Times New Roman font. See the handbook for more information, scoresheets and rubrics.
- Divisions 3-6: Per APA citation style writing, a running head is needed. In order to edit the running head in Microsoft Word, select “Insert” then “Header” to “Edit Header.” Make changes as needed, then select “Close Header and Footer.” This process will need to be done twice: once on the cover page and once on page 2 of the document.
- A complete written report should include the following:

Divisions 1 & 2 (Grades 7-8)	Divisions 3-6 (Grades 9-12)
Importance	Abstract
Other’s Work	Introduction
Materials and Methods	Literature Review
Hypothesis/Anticipated Results	Materials and Methods
Results	Results
Discussion	Discussion and Conclusions
Conclusions	References
Summary	Acknowledgements
Acknowledgements	

